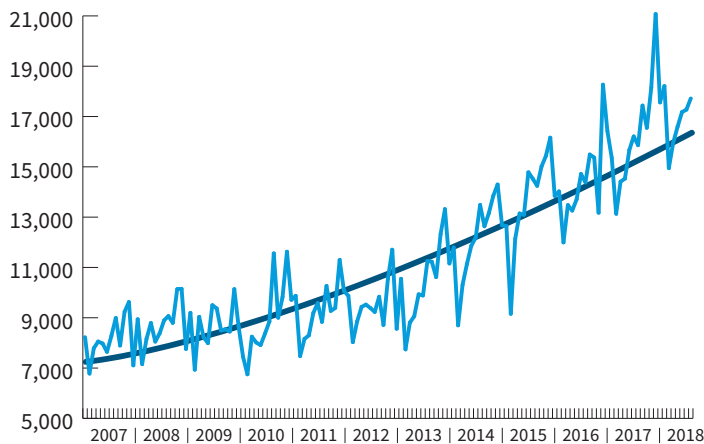
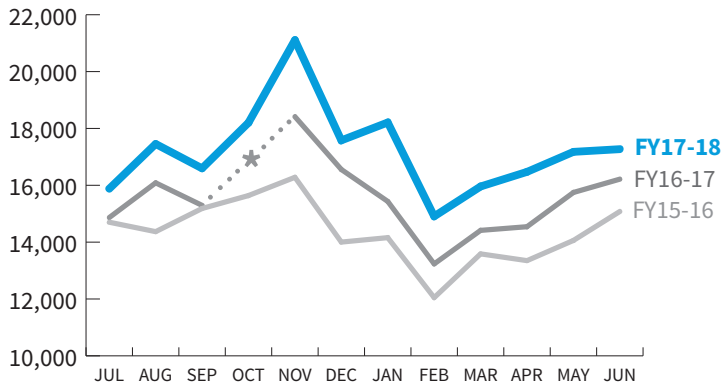
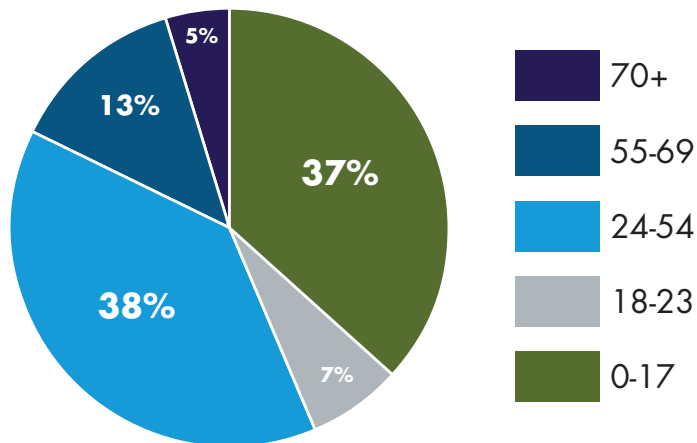


## PEOPLE ASSISTED, DMARC FOOD PANTRY NETWORK



## AGES OF PEOPLE ASSISTED



\*October 2016 data not available due to technical issues

### People Assisted (unduplicated)

**50,708**

an increase of **4.4%** from 48,558 unduplicated people assisted in FY16-17

### Total Pantry Visits

**207,108**

an increase of **12.5%** from 184,041 total pantry visits in FY16-17

### Average Monthly Increase in Use

**10.4%**

### Total Meals Provided

**1,863,972**

### Households Assisted (unduplicated)

**21,632**

### Children Assisted (unduplicated)

**18,492 (37%)**