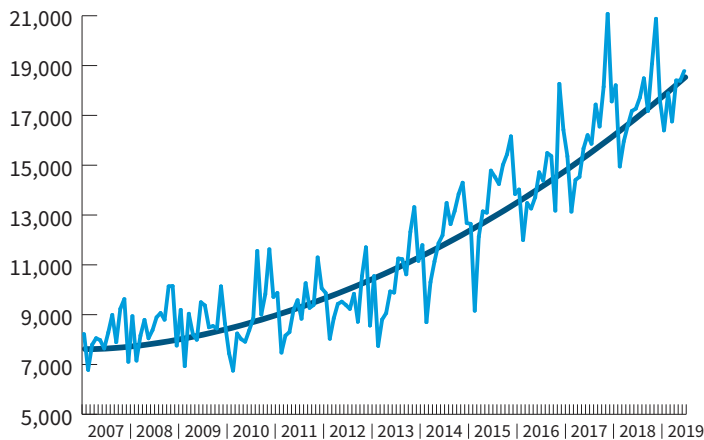
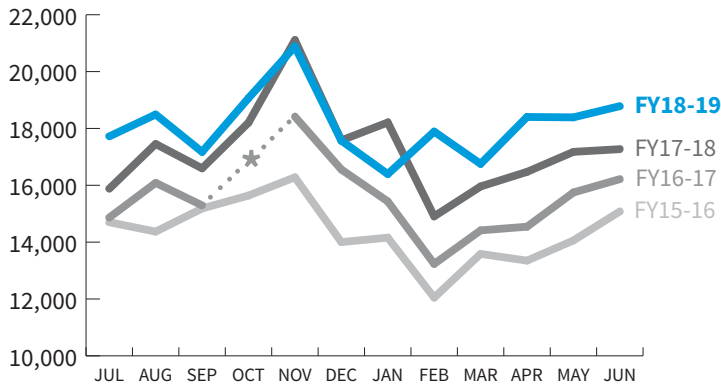
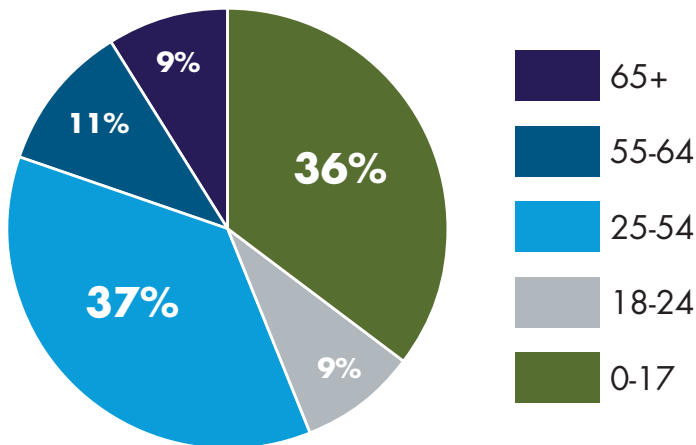


### PEOPLE ASSISTED, DMARC FOOD PANTRY NETWORK



### AGES OF PEOPLE ASSISTED



\*October 2016 data not available due to technical issues

### People Assisted (unduplicated)

# 53,782

an increase of **6.1%** from 50,708 unduplicated people assisted in FY17-18

### Total Pantry Visits

# 217,516

an increase of **5.2%** from 206,812 total pantry visits in FY17-18

### Average Monthly Increase in Use

# 5.6%

### Total Meals Provided

# 1,957,644

### Items of Produce Distributed

# 2,497,306

### Volunteer Hours Contributed

# 71,838